



PACKAGING



SHUTTLEWORTH SMARTFEEDS®

Low Back Pressure SmartFeed®



SMOOTH TRANSITION TO
WRAPPER WITH BELTED INFEED

Multi-Packer SmartFeed®



High Speed Gated SmartFeed®




INTERFACES DIRECTLY ONTO FILM


VFD SmartFeed®



INLINE INTERFACE TO
FLIGHTED WRAPPER INFEED



Servo SmartFeed®



FOR MORE INFORMATION VISIT SHUTTLEWORTH.COM



HUNTINGTON, INDIANA, USA



SINT MARTENS LATEM, BELGIUM



USA: 800.444.7412
EUROPE: +32.9.221.13 14
SOUTHEAST ASIA: 603.62767393



World Headquarters
10 Commercial Rd., Huntington, IN 46750 USA
T. 800.444.7412 / 260.356.8500 | F. 260.359.7810
inc@shuttleworth.com

Shuttleworth Southeast Asia
PO Box 36, Jinjang,
52000 Kuala Lumpur, Malaysia
T. 603.62767393
sea@shuttleworth.com

Shuttleworth Europe N.V.
Xavier de Cocklaan 86-88,
B-9831 Sint Martens Latem (Deurle), Belgium
T. +32 9 221 13 14 | f. +32.9220 28 96
senv@shuttleworth.com

ISO 9001:2000 Certification

Shuttleworth, Inc.

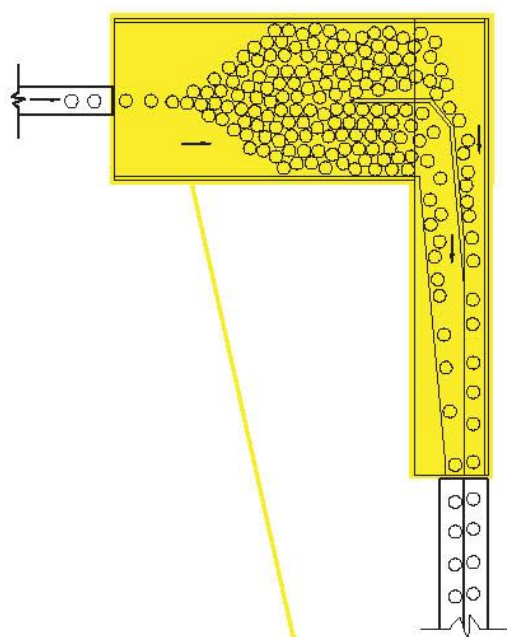
Visit us at: www.shuttleworth.com

©2006 Shuttleworth, Inc. All Rights Reserved, Part Number APFF - 10,000, REV 10/06

Shuttleworth's stainless steel, Easy Clean conveyor design is suited for USDA, FDA or bakery environments.



POWERED GUIDE



PACKAGING LINE #2


PACKAGING LINE #1



SINGLE ROWING



CONTINUOUS MOTION COMBINING



Chain Drive (above) or Belt Drive (right) available based on application.

PATTERN FORMING



LOW BACK PRESSURE WRAPPER INFEEED



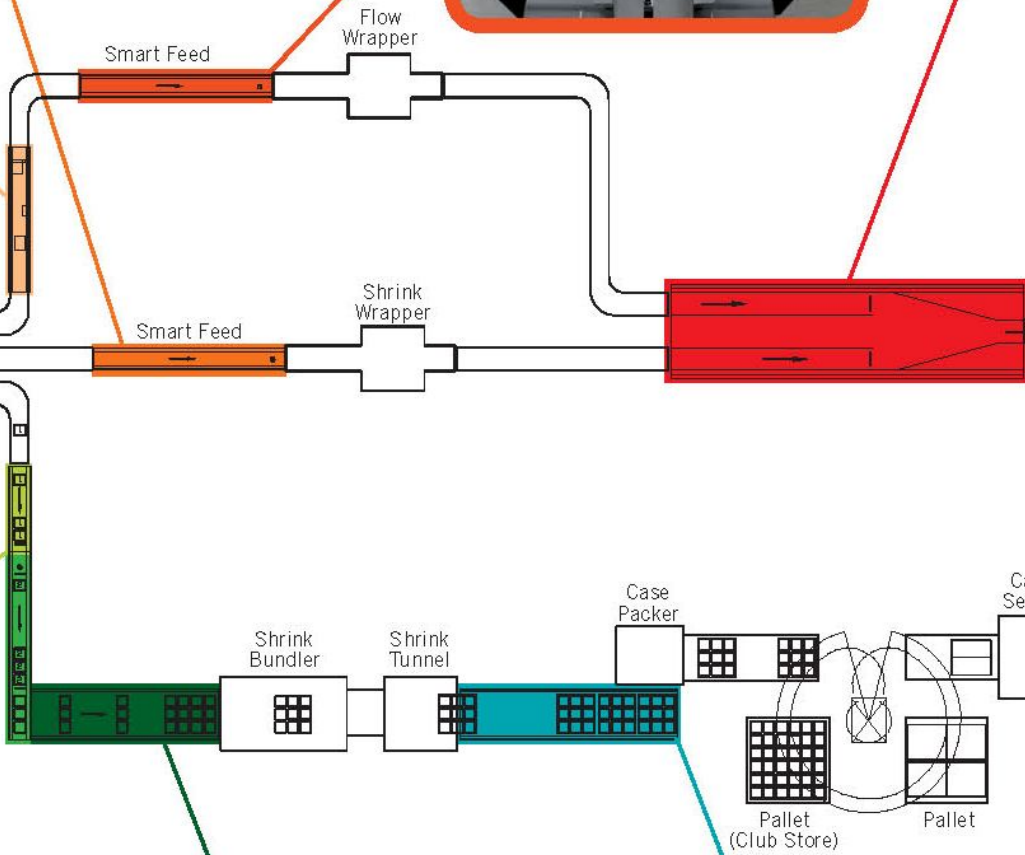

FLOW WRAPPER INFEEED



PRODUCT ROTATING



PRODUCT STACKING



MULTI-PACKING WRAPPER INFEEED



CASE PACKER INFEEED

MULTI-LANE COMBINING




REJECT DEVICE



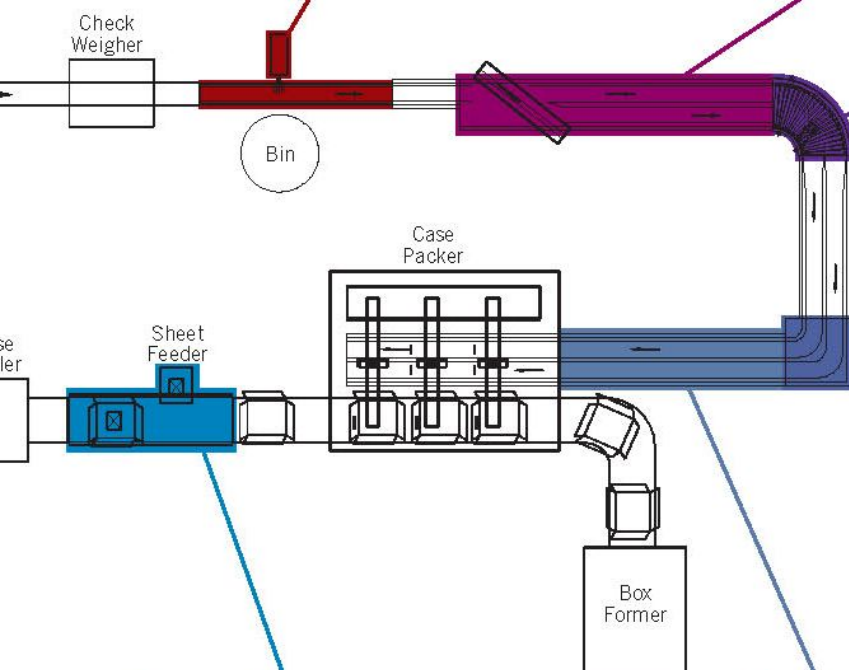

HIGH SPEED DIVERTING



TAPERED ROLLER TURN



TIGHT RADIUS TURN



INFEED



SHEET FEEDER INTERFACE



TOP LOAD CASE PACKER INFEED