

THE LAMBERT SERIES 1200 PALLETIZER



A FULLY AUTOMATIC, MULTI-PRODUCT PALLETIZER. AT A VERY PALATABLE PRICE.

Meet the Lambert 1200 Series. It combines all the quality and performance features you look for into one low-cost palletizer. It's fast. It's efficient. It's rugged and reliable. It's modular and flexible. Quite simply, it's the best palletizer value on the market today.

A flexible performer on any line.

The series 1200's modular design was developed to make it adaptable to nearly any application, product or pattern.

- Various capacities.
- Up to 50 cartons per minute (based on layer count).
- Multiple layout arrangements.



Rotator device precisely positions product to facilitate forming patterns.



Overhead row pusher provides precise pallet-loading capability.



Rugged pallet dispenser is easy to load, keeping a supply of pallets close at hand.

Check these standard features.

Built into every Lambert Series 1200 are quality features others might consider optional add-ons. We think they're essential and have made them standard equipment and part of our low base price.

- Automatic pallet dispenser — handles up to 14 pallets, loads from 3 sides, self aligning.
- Discharge conveyor — roller gravity.
- Programmable Logic Controller.
- Complete diagnostic message display that signals abnormal conditions.
- Split stripper layer-forming plate with overhead row pusher assures precise loading of every layer.
- High infeed using less floor space.

Rugged Construction and Reliable Components.


At Lambert, we've built our reputation making palletizers that last under the toughest conditions, for the long run. The Series 1200 maintains the same degree of engineering and mechanical excellence that we have been known for since 1948.

- Heavy gauge sheet steel on a welded steel frame.
- Four-corner, chain-driven pallet suspension system supports the heaviest loads.
- Pneumatic operated devices position products. No messy hydraulics.
- Efficient, reliable TEFC Helical Gear motors.
- Replacement parts that are American made or commercially available for fast maintenance and limited downtime.

Of course, we'll add on options to accommodate your product.


While our standard 1200 Series palletizer is complete for most applications, we know you may have some special requirements. And, we're ready to handle them.

- Extended vertical guides for pallet dispenser.
- Higher capacity using intermediate layer forming conveyor.
- Extra load size capacities — width, height and length available.
- Remote operator controls for custom locations or platforms.
- Slip sheet and tie sheet dispenser.
- Low level pallet/sheet detectors.
- Production counters and program controller.
- Electronic controls compatible with your plant standards.
- Infeed and discharge conveyor systems.
- Palletless construction



Note: Personnel safety screening and door not shown for photo clarity.


Note: Palletizer shown with optional, extended sidewall pallet dispenser




The optional slip sheet dispenser automatically places cardboard slip sheets on the pallet before loading.



A four-corner, chain-driven pallet suspension system easily supports up to 4,000 pounds.



PLC (programmable logic controller) gives precise control of the palletizer and can be locked for safety.



Diagnostic panel keeps tabs on the palletizing process, alerts the user of any abnormal situation, and provides diagnostic assistance with message display.

Specifications — Standard

CAPACITY: 600 lbs. per layer. 4,000 lb. load with pallet. 70" high.

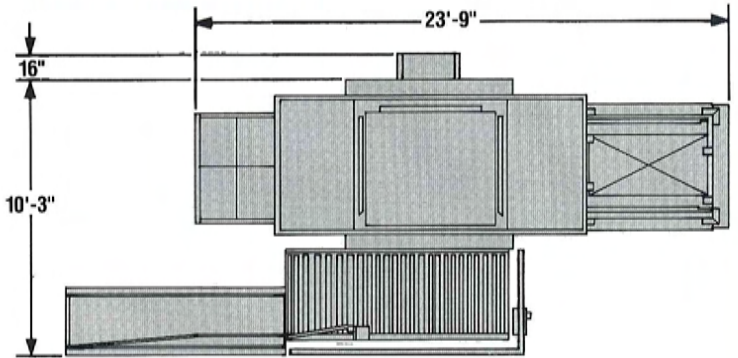
SPEED: Up to 50 CPM depending on pattern.

AIR: 4 CFPM @ 80 PSIG.

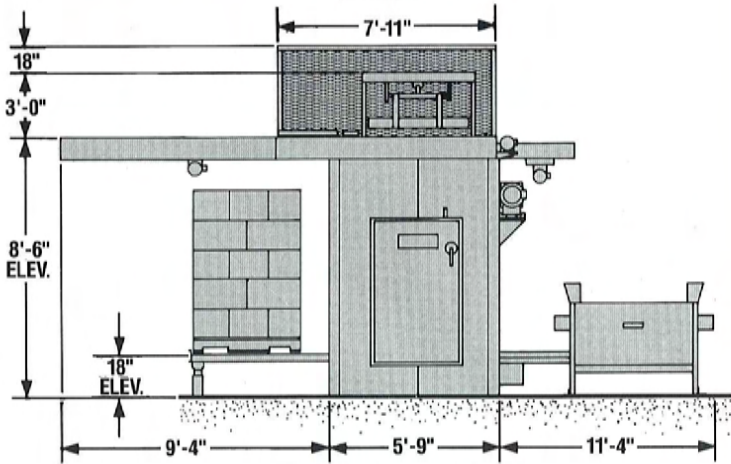
ELECTRICAL: 230/460 v, 60 Hertz, 3 Phase, 30 Amperes.

CONTROLS: Programmable Controller

PALLET DISPENSER: 48" x 40" GMA Pallet.



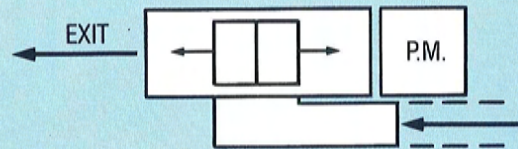
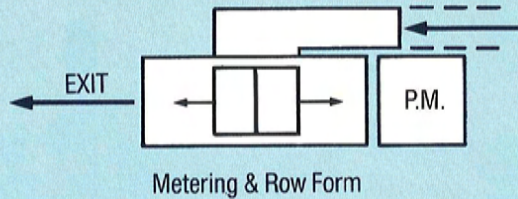
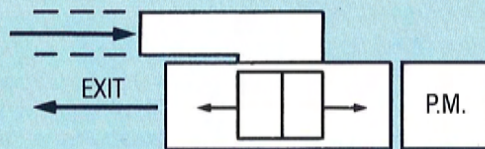
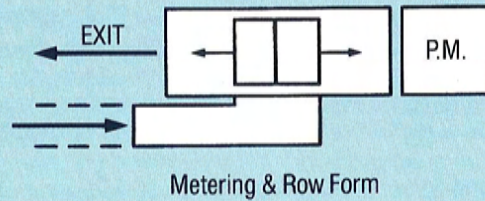
PLAN VIEW



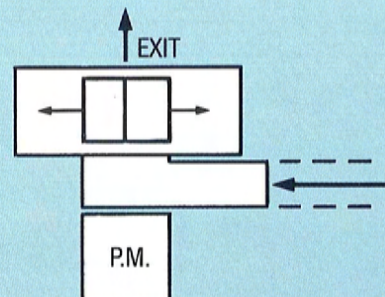
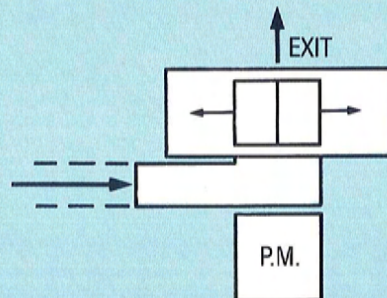
ELEVATION VIEW

SERIES 1200 PALLETIZER LAYOUT ARRANGEMENTS

BASIC STANDARD LAYOUTS AVAILABLE WITH PALLET AND PRODUCT FLOW PARALLEL TO SPLIT STRIPPER TRAVEL



OPTIONAL LAYOUT ARRANGEMENTS WITH PALLET FLOW 90° TO PRODUCT AND SPLIT STRIPPER TRAVEL



Layouts also available for unitized loads.

LAMBERT

MATERIAL HANDLING

FORMERLY LAMSON MATERIAL HANDLING

201 Solar Street
Syracuse, New York 13204
(315) 471-5103 FAX: (315) 478-2804
(800) 253-5103

Printed in USA